

VIBRATORY TOPSOIL AND ROCK SCREENER

MODEL: LR-RSV70-2E

3_{KW}/14KN

2M

340

**ELECTRIC
MOTOR**

**APPROX
SCREEN DECK
WITH ADDED SIDE
SWINGS**

**KG MAX LOAD
WEIGHT**

▲ **3 FRACTIONS
TWO DECKS
WITH DIVIDER**

▲ **RUBBER
SKIRT &
DEFLECTOR**

▲ **20° SCREEN
DECK SLOPE**

▲ **8 COIL SPRINGS
VIBRATION
SYSTEM**

▲ **FRONT
SAPRATOR
DOOR**

▲ **BAKED-ON
POWDER-COAT
FINISH**

SPECIFICATION

- ▲ Overall dimension mm:
2200 (L) x 1330 (W) x 2130 (H)
- ▲ Screen mesh size mm: 1700 (L) x 1400 (W)
- ▲ Mesh opening: 45 x 45mm / 20 x 20mm
- ▲ Operation capacity on deck:
 - Max load weight: 340kg
 - Max load volume:
0.4 cubic meters (one bucket)
 - Load tipping flow recommended:
45 scs. (one bucket)
- ▲ Hopper feed height: 1.96m
- ▲ Inside access height: 700mm
- ▲ Inside access width: 2040mm
- ▲ Workload capacity: 22 cu-m/h
- ▲ Product weight: 836 kg



Screenbox-

Single deck, 1715mm x 1310mm. (68inch x 52inch)

Ease of Mesh Change-

Mesh is end tensioned and easily accessible.

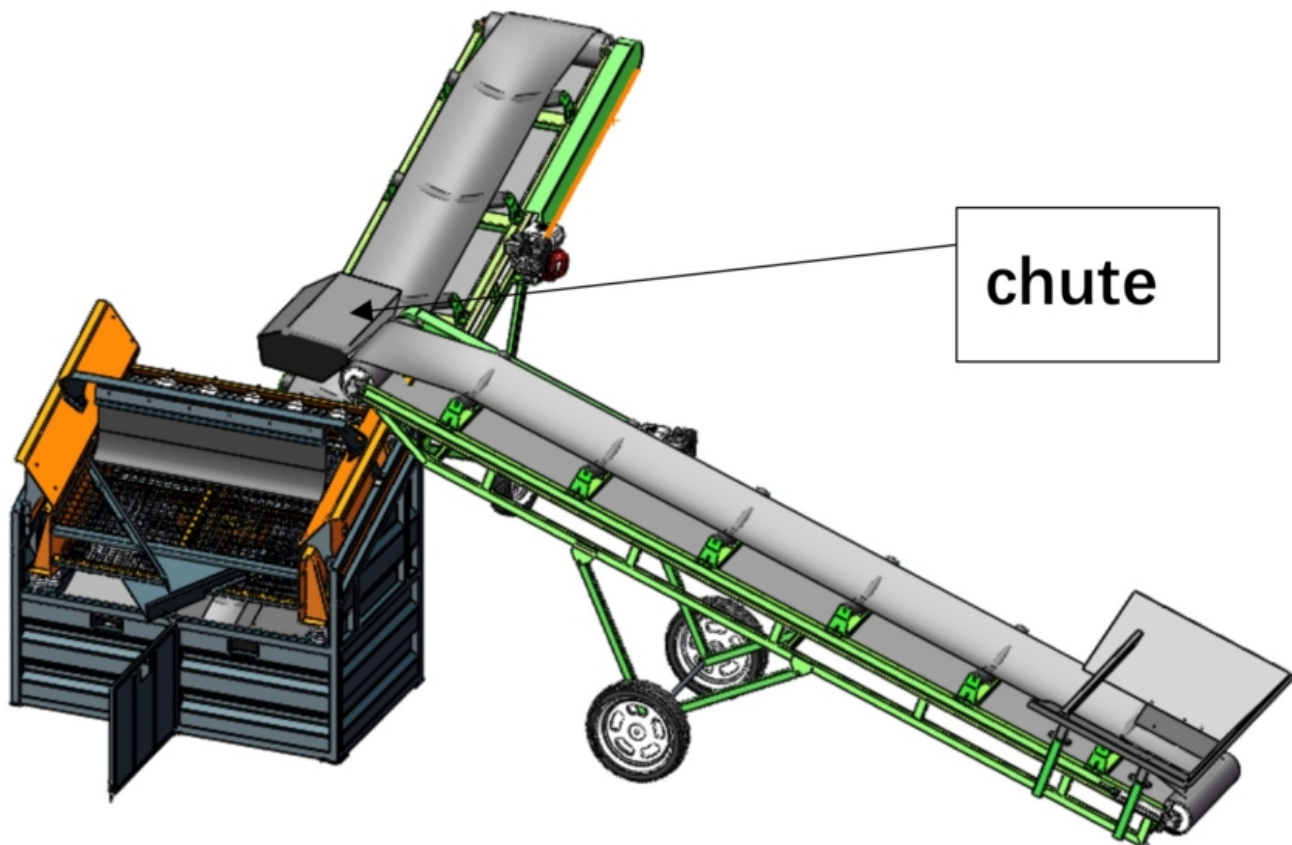
Engine-

Engines are available that are certified to US EPA and EU off road emission standards.

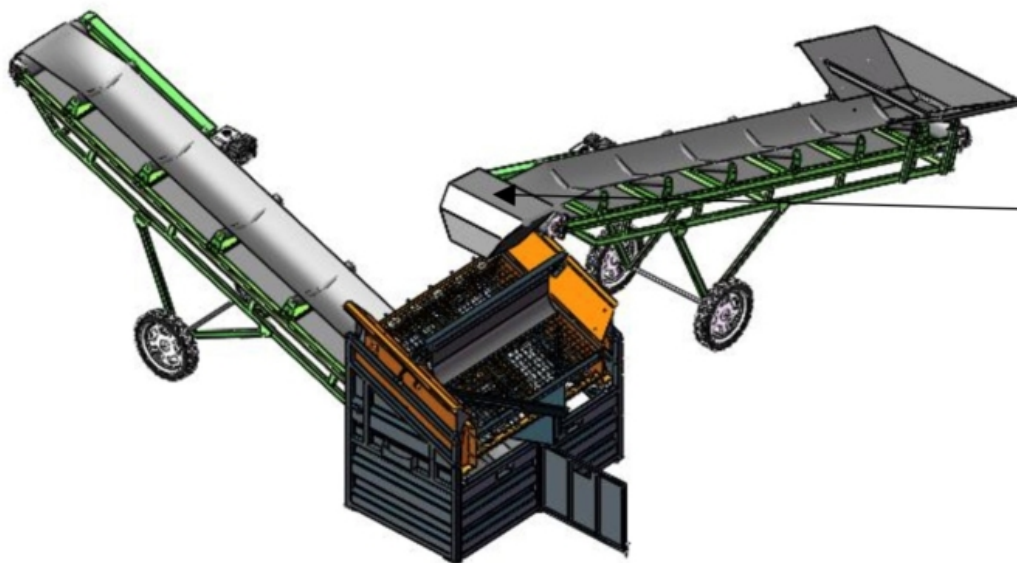
Base frame-

Extra heavy-duty tube and 5mm thick steel plate.

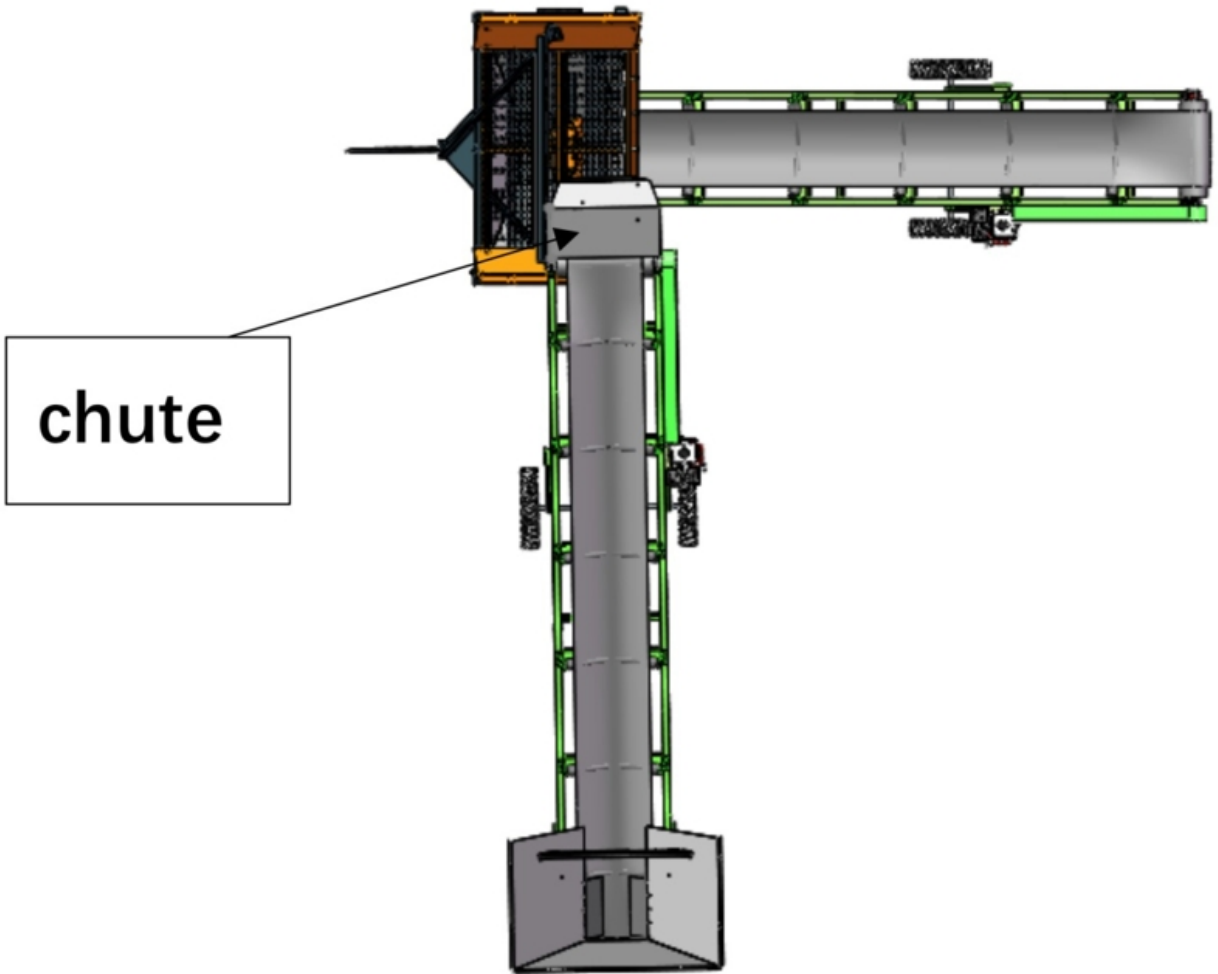




chute



chute



chute